

Claresholm

2025 Housing & Service Needs Estimation Data Highlights



TOTAL COMMUNITY MEMBERS EXPERIENCING HOUSING INSECURITY

Of the 102 survey respondents, 72 were identified as housing insecure. An additional 92 dependents and 67 adults shared housing insecure conditions with these respondents, totalling 231 community members experiencing housing insecurity.

TOP REASONS FOR HOUSING INSECURITY



Low vacancy rates

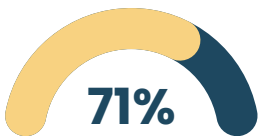


High housing costs

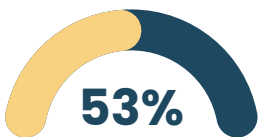


Inadequate rental options

EMPLOYMENT AND INCOME



71% of housing insecure respondents were employed in some capacity.



53% of employed housing insecure respondents held full-time positions.

100%

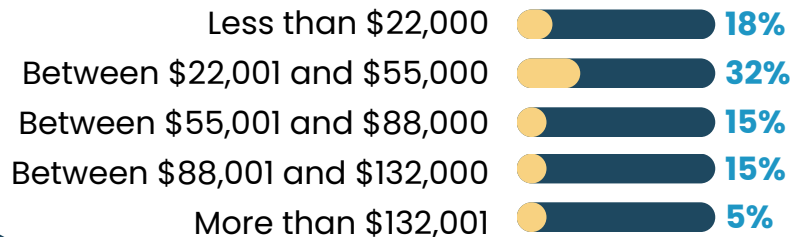
of respondents who identified as racialized were housing insecure.



3.7

Women were 3.7 times more likely than men to be housing insecure.

Housing Insecure Household Income



TOP THREE SUPPORTS ACCESSED IN CLARESHOLM



basic needs



family & parenting



health & wellness

TOP THREE SUPPORTS ACCESSED OUTSIDE OF CLARESHOLM



health & wellness



family & parenting



legal supports